
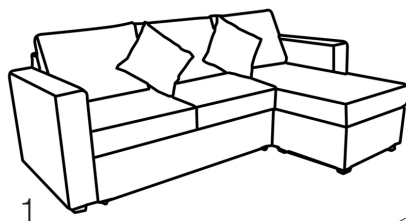



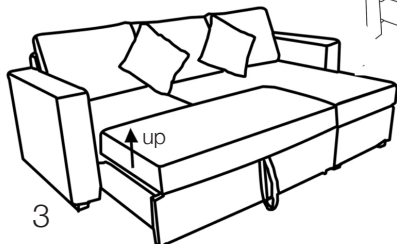
eurow style™

PLEASE NOTE: Check that you have received all components and hardware before assembling. If you are missing any parts, contact your retailer, or fax Euro Style at 415.455.8033.



Assembly Instructions Gustav





2



4



6



8

During assembly, hand tighten screws only. When all screws are in place, then tighten completely.